

OP-V6

V1.2

1.	2
2.	2
2.1 LED	2
2.2	3
2.3	4
2.4	5
2.5	5
3.	6
4.	7
5.	8
6.	11
7.	11
8.	11
9.	12
10.	12
11.	13
12.	14
12.1	14
12.2	14
12.3	15
12.4	15
13.	15
14.	16
15.	16

1.



1

2.

OP-V6 128× 64 LCD 5 LED
1

2.1 LED

5 LED
1

1 LED



DRV

2.2

11

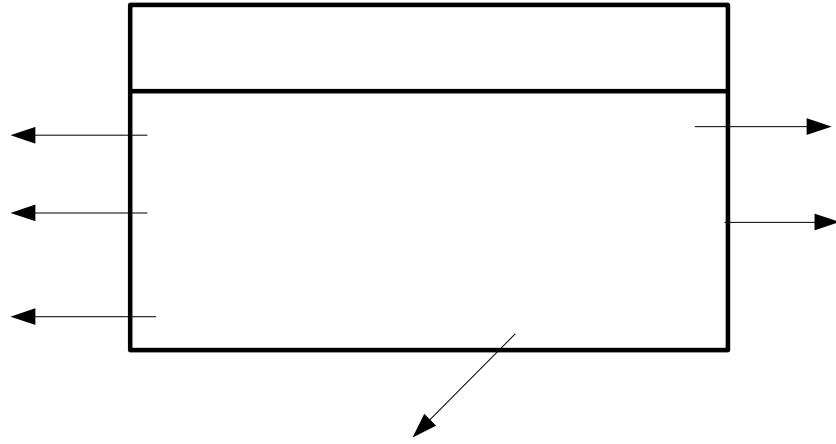
2

2

--	--	--

2.3

2



2

1		1	
	INSP		
	ARD		
	MANU		
	AUTO		
	FIRE		
	STOP		
	USER		
	INSP		
2			
3			
	CLOSE		
	OPEN		
4		2	
	FULL		
	OVER		
	GROUP		
	TWINS		
5			
	ERR	XX	XX

2.4

- 1.
- 2.
- 3.
- 4.
- 5.
- 6.
- 7.
- 8.
- 9.
- 10.
- 11.
- 12.

2.5

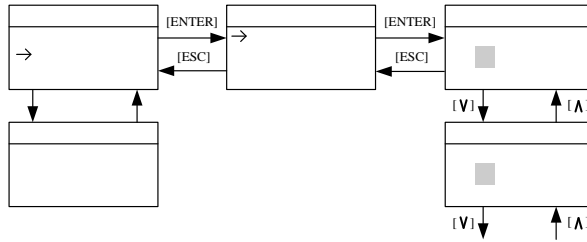
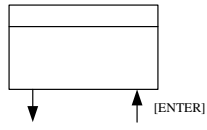
USB1

- 1.
- 2.
- 3.
- 4.

3m

3.

3



4.



5

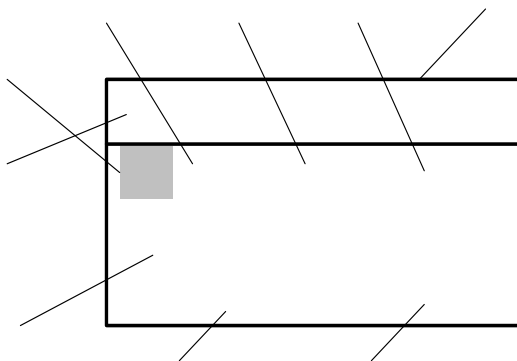
5.

[ENTER] [UP] [DOWN]

[ENTER] [UP] [DOWN]

[ENTER] F

6



6

[RIGHT]

[RES]

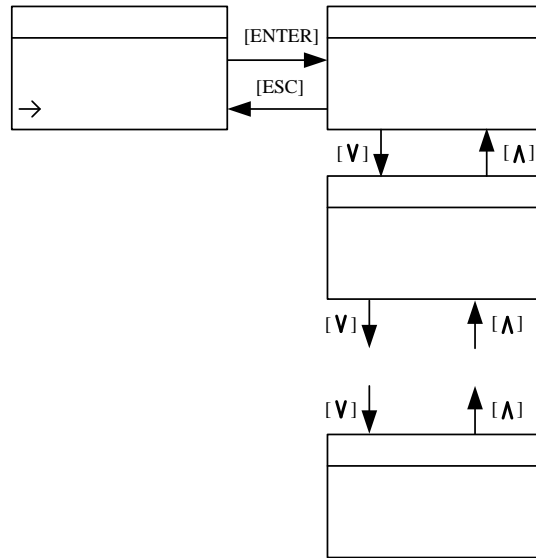
7

[UP]

[LEFT]

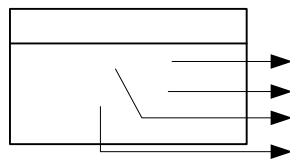
[DOWN]

/



9

10



10

OK
ER

OK
ET

OK
ER

OK
ET/ER

6.

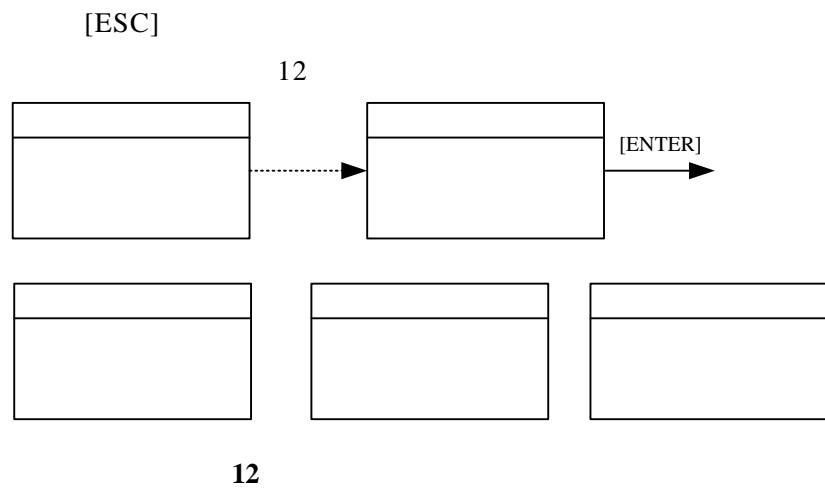
[ENTER] F

11

11

7.

[ENTER]



8.

[UP] [DOWN]

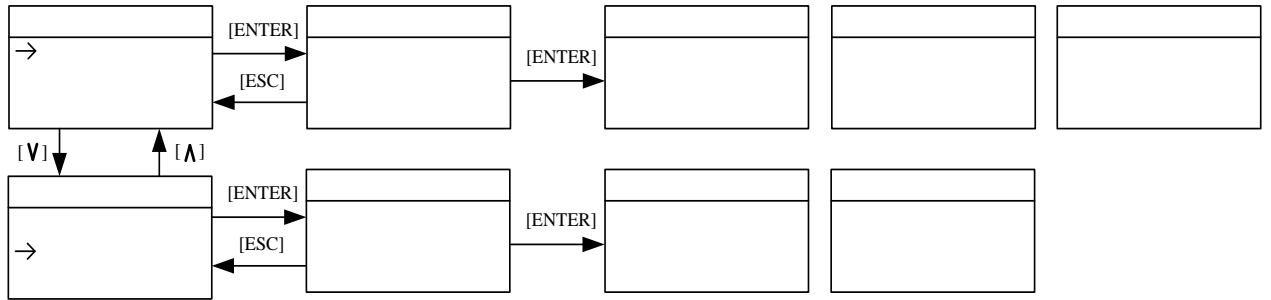
[ENTER]

[ENTER]

F5 F8

[ESC]

13

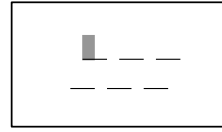
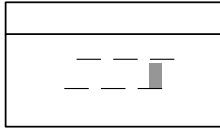


13

9.

[UP] [DOWN]

15



12.

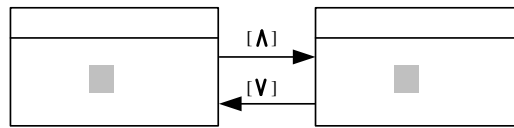
17



12.1

17

18

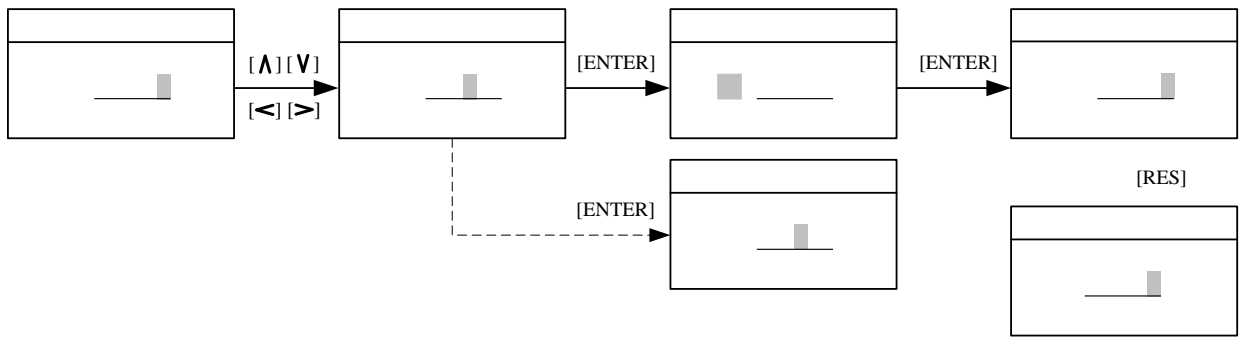


18

[UP] [DOWN]

[ENTER]

19



19

12.3

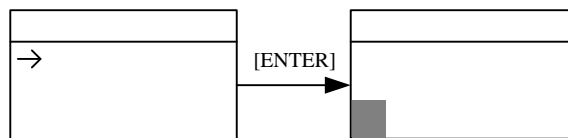
12.4

1. MENU 1s SHIFT
2. RES
3. RES 2s SHIFT

13.

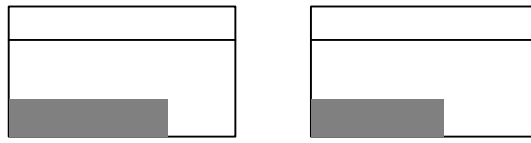
[UP] [DOWN] [ENTER]

20



20

21



21

[ESC]

14.

[ENTER]

22



22

[ESC]

15.

23 a

4

[UP] [DOWN]

[ENTER]

[ENTER]

4

S1.0D-

[ENTER]

